

Scaled data based on original data using  
LM-79-08 Approved Method: Electrical and Photometric Measurements of Solid-  
State Lighting Products

Test Report Prepared for  
Cooper Lighting Solutions  
(formerly Eaton)

Brand: McGRAW-EDISON

Report Number: P198016

Luminaire Tested: **TT-C1-LED-E1-RW-CG-LWR-LW-7060**

Issue Date: 3/3/2020

**Test Information**

Test Method: LM-79-08  
Report Number: P198016  
TEST IS SCALED FROM IESNA LM-79-08 TEST DATA (P34697)  
Test Lab: INNOVATION CENTER-P3  
Issue Date: 3/3/2020  
Manufacturer: COOPER LIGHTING SOLUTIONS (FORMERLY EATON)  
Product Line: MCGRAW-EDISON  
Catalog Number: TT-C1-LED-E1-RW-CG-LWR-LW-7060  
Description: TOPTIER LED PARKING GARAGE LUMINAIRE  
RECTANGULAR DISTRIBUTION WITH CLEAR GLASS LENS AND LumaWatt WIRELESS  
SENSOR  
Light Source: (168) 5700K CCT, 70 CRI LEDS  
Ballast/Driver: ELECTRONIC DRIVER

**Summary**

Lumens per Lamp: N/A  
Luminaire Lumens: 2478.7 lumens  
Efficiency: N/A  
Efficacy: 88.5 lumens/watt  
Luminous Opening: Circular (Dia: 1.12' x H: 0')  
IES Classification: Type IV - Short - Semi-Cutoff  
BUG Rating: B2 - U0 - G2

Input Watts (W): 28  
Input Voltage (V): NR  
Input Current (Ain): NR  
Voltage Rise (V): NR  
Power Factor: NR  
Total Harmonic Distortion (THDi): NR  
Frequency (hertz): 60  
Stabilization Time: NR  
Operation Time: NR  
Ambient Temperature (°C): NR  
Test Distance: 25 FT

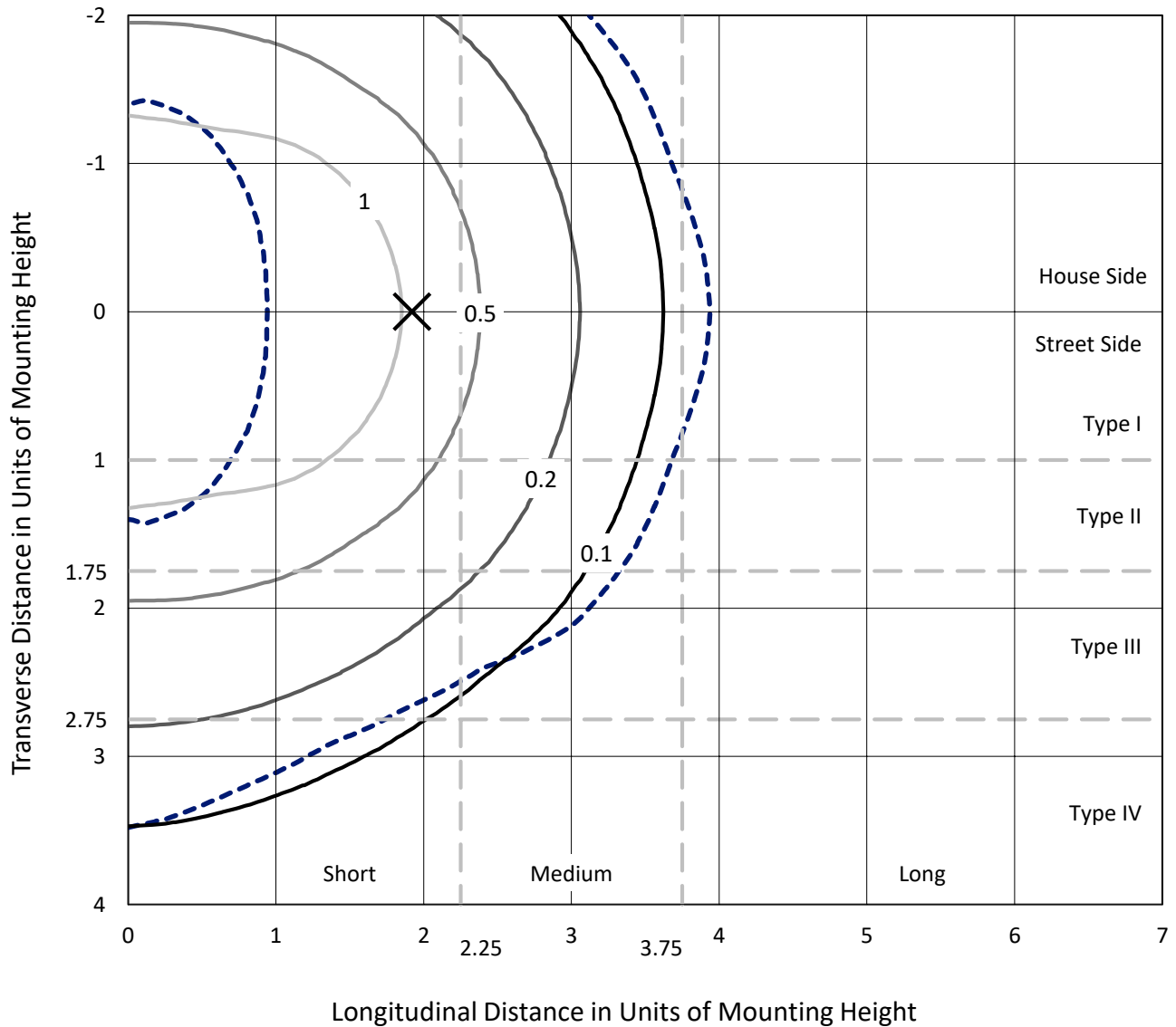


REPORT NUMBER: P198016

CATALOG NUMBER: TT-C1-LED-E1-RW-CG-LWR-LW-7060

### Iso-Footcandle Lines of Horizontal Illumination

× Max cd  
 - - - 1/2 Max cd

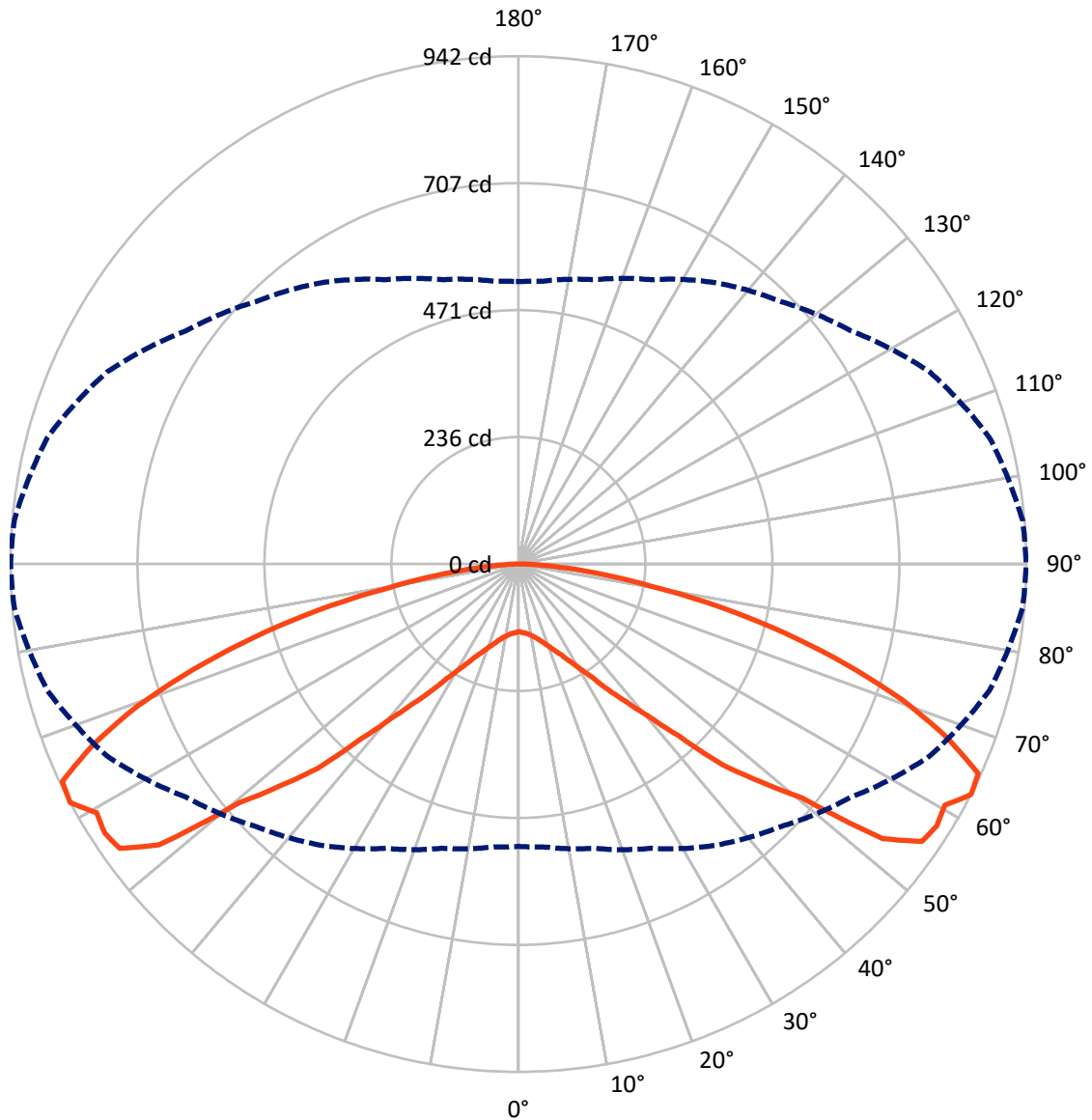


Based on 10 foot mounting height. Maximum calculated value = 1.9 fc  
 Type IV - Short - Semi-Cutoff

REPORT NUMBER: P198016

CATALOG NUMBER: TT-C1-LED-E1-RW-CG-LWR-LW-7060

### Luminous Intensity Polar Plot



— Vertical Plane Through 90-Deg Lateral    - - - Horizontal Cone Through 62.5-Deg Vertical

REPORT NUMBER: P198016

CATALOG NUMBER: TT-C1-LED-E1-RW-CG-LWR-LW-7060

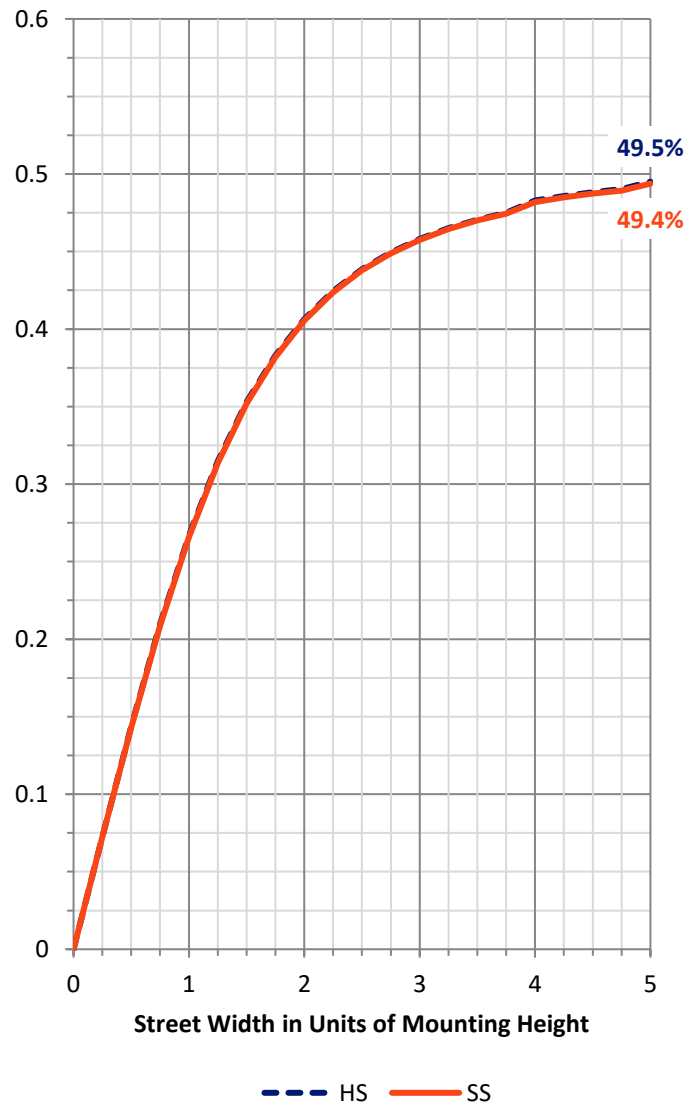
**FLUX DISTRIBUTION:**

		Downward	Upward	Total
<b>House Side</b>	Lumens	1239.3	0.0	1239.3
	% Fixture	50.0	0.0	50.0
<b>Street Side</b>	Lumens	1239.3	0.0	1239.3
	% Fixture	50.0	0.0	50.0
<b>Total</b>	Lumens	2478.7	0.0	2478.7
	% Fixture	100.0	0.0	100.0

**Coefficient of Utilization**

**ZONAL LUMENS:**

Zone	Lumens	% Fixture
0°-10°	12.5	0.5
10°-20°	42.7	1.7
20°-30°	91.1	3.7
30°-40°	177.3	7.2
40°-50°	334.2	13.5
50°-60°	571.2	23.0
60°-70°	687.8	27.7
70°-80°	462.9	18.7
80°-90°	99.0	4.0
90°-100°	0.0	0.0
100°-110°	0.0	0.0
110°-120°	0.0	0.0
120°-130°	0.0	0.0
130°-140°	0.0	0.0
140°-150°	0.0	0.0
150°-160°	0.0	0.0
160°-170°	0.0	0.0
170°-180°	0.0	0.0
0°-90°	2478.7	100.0
0°-180°	2478.7	100.0



REPORT NUMBER: P198016

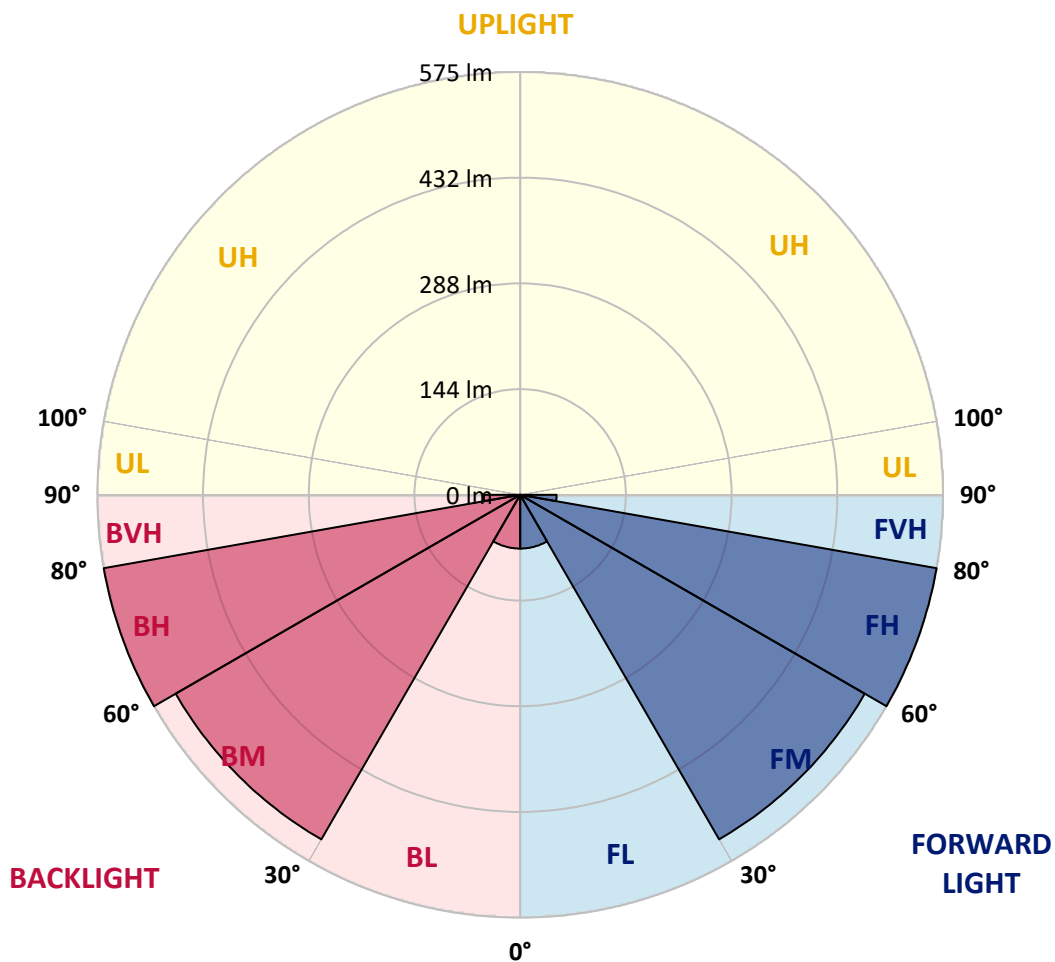
CATALOG NUMBER: TT-C1-LED-E1-RW-CG-LWR-LW-7060

**LUMINAIRE CLASSIFICATION SYSTEM LUMEN TABLE AND BUG RATING:**

Zone		Lumens	% Fixture	Zone Rating/Lumen Limit		
				B	U	G
FL	(0°-30°)	73.2	3.0			
FM	(30°-60°)	541.3	21.8			
FH	(60°-80°)	575.3	23.2			G0/660
FVH	(80°-90°)	49.5	2.0			G1/100
BL	(0°-30°)	73.2	3.0	B0/110		
BM	(30°-60°)	541.3	21.8	B1/1000		
BH	(60°-80°)	575.3	23.2	B2/1000		G2/1000
BVH	(80°-90°)	49.5	2.0			G1/100
UL	(90°-100°)	0.0	0.0		U0/0	
UH	(100°-180°)	0.0	0.0		U0/0	

**BUG Rating: B2-U0-G2**

Type IV Short





REPORT NUMBER: P198016

CATALOG NUMBER: TT-C1-LED-E1-RW-CG-LWR-LW-7060

**CANDELA DISTRIBUTION (FULL):**

	0°	5°	15°	25°	35°	45°	55°	65°	75°	85°	90°
0°	125.3	125.3	125.3	125.3	125.3	125.3	125.3	125.3	125.3	125.3	125.3
2.5°	126.5	126.5	126.5	126.5	126.5	126.5	127.1	127.1	127.1	127.1	127.1
5°	128.2	128.2	128.8	128.8	129.4	129.4	129.4	129.4	128.8	128.8	128.8
7.5°	131.1	131.1	131.7	132.3	132.3	131.7	131.7	131.1	131.1	131.1	131.1
10°	135.8	135.8	136.3	136.3	135.8	135.8	135.8	135.2	135.2	135.2	135.2
12.5°	141.0	141.6	142.2	141.6	141.0	140.4	140.4	139.8	139.8	139.8	139.8
15°	148.5	149.7	149.1	149.1	148.5	147.4	146.8	146.2	146.2	146.2	146.2
17.5°	160.1	160.1	158.4	157.2	156.1	155.5	154.9	154.3	154.3	154.3	154.3
20°	172.3	171.7	170.0	168.3	166.5	165.9	164.2	163.6	164.2	163.6	163.6
22.5°	186.8	186.2	183.9	182.2	179.9	177.5	177.0	175.2	174.6	174.1	174.6
25°	201.3	201.9	200.2	198.4	195.0	192.6	190.3	189.1	188.0	187.4	187.4
27.5°	218.2	219.3	218.2	214.7	211.2	209.5	206.0	204.8	204.2	204.8	204.8
30°	236.1	236.7	235.0	233.2	229.8	225.7	223.4	224.0	224.0	225.7	225.1
32.5°	258.2	257.6	255.3	254.1	250.7	247.2	246.0	246.6	248.9	250.1	250.1
35°	282.6	280.8	278.5	276.2	273.3	271.0	271.5	276.2	283.1	284.9	286.0
37.5°	306.9	304.0	304.0	300.5	298.2	300.0	303.5	312.2	317.4	325.5	323.8
40°	329.6	330.1	329.0	326.1	325.5	331.3	338.8	349.9	363.2	371.3	370.8
42.5°	350.4	355.7	352.2	352.8	355.7	365.0	377.1	398.6	425.3	435.7	435.7
45°	373.7	380.0	377.1	378.9	387.0	401.5	427.6	470.0	506.5	531.5	531.5
47.5°	397.4	403.2	402.1	405.6	420.1	445.6	485.6	538.4	575.0	599.4	602.8
50°	427.6	425.3	425.9	434.6	459.5	496.7	547.7	599.9	660.3	674.8	681.7
52.5°	453.7	446.8	450.8	465.3	501.3	544.8	608.1	700.3	783.9	841.9	846.5
55°	475.2	470.0	478.1	498.4	544.8	602.3	684.7	797.8	866.8	902.2	908.6
57.5°	493.8	491.4	504.8	530.9	590.1	660.3	743.8	835.5	883.7	910.9	915.6
60°	510.6	512.3	526.8	561.6	625.5	689.9	757.2	834.3	882.5	904.0	908.6
62.5°	523.9	526.8	546.0	582.0	637.1	688.7	753.7	842.5	905.1	938.8	942.3
65°	532.6	535.5	557.0	582.0	633.6	683.5	775.2	850.6	897.0	931.2	937.6
67.5°	533.8	537.9	550.6	571.5	615.0	659.1	738.0	792.6	829.7	850.6	856.4
70°	526.8	525.7	530.3	539.0	565.1	595.3	662.0	702.6	729.3	750.8	756.0
72.5°	500.1	498.4	487.4	477.5	487.4	511.2	568.6	595.9	613.9	631.3	634.8
75°	449.1	441.0	413.7	399.8	396.9	417.8	461.8	479.3	486.2	505.9	508.3
77.5°	359.2	355.7	332.5	308.1	305.8	318.5	352.2	359.7	353.9	375.4	381.8
80°	262.3	257.6	235.6	217.6	212.9	221.6	241.4	243.1	239.0	249.5	249.5
82.5°	167.7	163.0	153.8	140.4	130.5	135.8	150.9	150.9	150.9	153.8	155.5
85°	86.5	84.7	77.7	71.4	67.9	69.0	74.3	74.8	77.7	79.5	77.2
87.5°	24.4	25.5	24.4	21.5	20.9	20.3	22.6	23.2	24.9	26.1	27.3
90°	0.0	0.0	0.0	0.0	0.0	0.0	0.0	0.0	0.0	0.0	0.0

(END OF REPORT)